













*** Equipment may vary by hospital and department***

NAME	Type of lift	Patient Needs	Precautions	Locks
Stedy 	STANDING AID MAX 265 lbs. OR 400 lbs.	<ul style="list-style-type: none"> MINIMAL Assist 	<ul style="list-style-type: none"> Good Trunk control Must be able to bear weight on one leg 	ALWAYS Lock
SARA plus 	MOTORIZED STANDING AID MAX 420 lbs.	<ul style="list-style-type: none"> MODERATE Assist 	<ul style="list-style-type: none"> Fair Trunk control Must be able to bear weight on one leg 	Lock To Load the patient Unlock To Unload the patient
MaxiMove 	TOTAL LIFT MAX 500 lbs.	<ul style="list-style-type: none"> MAXIMUM Assist Total transfer 	CLIP Slings only 	NEVER Lock
Tenor 	TOTAL LIFT MAX 708 lbs.	<ul style="list-style-type: none"> MAXIMUM Assist Total transfer 	LOOP Slings only 	NEVER Lock
MaxiSKY Ceiling Lift 	TOTAL LIFT MAX 600 lbs.	<ul style="list-style-type: none"> MAXIMUM Assist Repositioning Total Transfer 	LOOP Slings only 	
Slides 	FRICTION REDUCTION	<ul style="list-style-type: none"> Repositioning Lateral Transfers **over 250 lbs. use Hover Matt	<ul style="list-style-type: none"> NEVER leave under patient 	Must use 2 FLAT slides OR 1 TUBE for proper usage
Hover Matt 	FRICTION REDUCTION Over 250 lbs.	<ul style="list-style-type: none"> Repositioning Lateral Transfers Severe pain 	<ul style="list-style-type: none"> Patient MUST NOT be WIDER than mattress CAN be left under patient when Deflated 	If patient is wider than Hover Matt refer to Sizewise vendor for rental Bariatric equipment